

**NEW YORK STATE
DISTRIBUTION
FOR FY 1980-81**

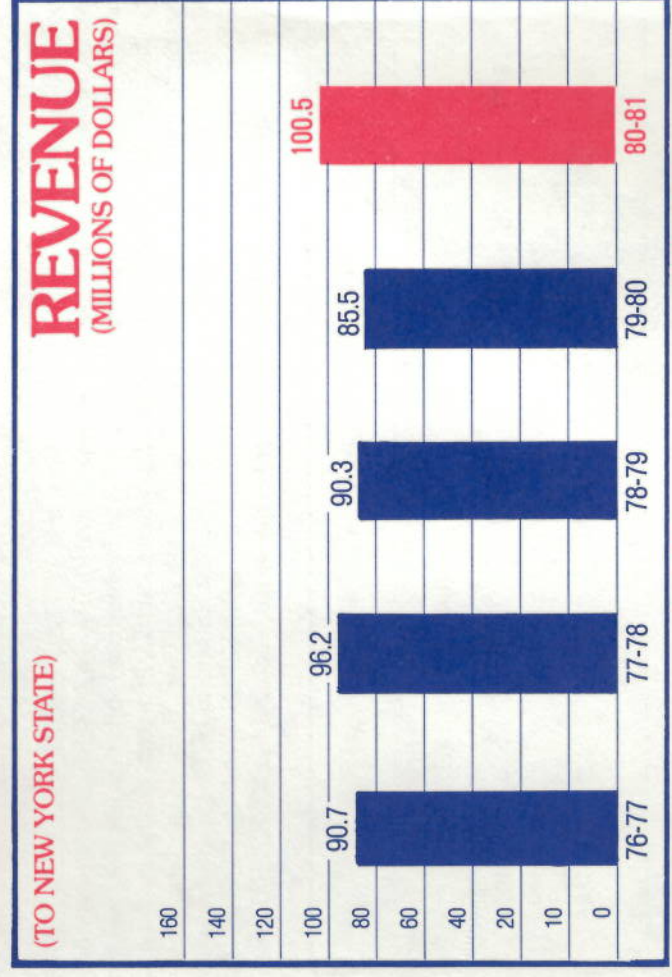
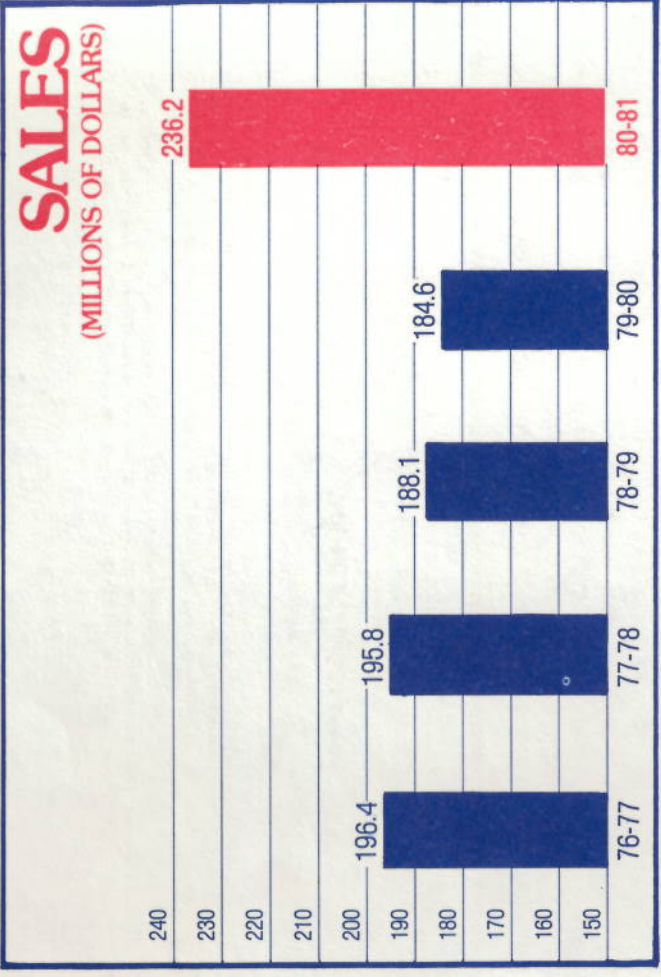
\$1,385,671.96	CUMULATIVE DISTRIBUTION 1977-1980	\$4,226,634.04
512,393.65		1,475,996.46
1,977,276.50		5,863,065.71
973,599.29		2,781,092.88
732,473.15		2,089,675.56
1,338,028.31		3,890,093.43
813,189.26		2,460,066.94
627,343.79		1,748,725.25
829,354.73		2,434,490.13
405,521.51		1,181,814.96
427,369.61		1,231,512.67
336,479.02		1,055,089.69
1,764,091.56		5,364,339.29
7,172,461.67		22,024,242.69
210,116.92		615,589.16
527,869.07		1,510,851.78
538,041.00		1,522,848.65
577,381.32		1,721,566.37
219,961.66		714,438.58
4,915.00		15,095.00
713,870.04		1,954,710.57
918,976.67		2,591,720.43
313,633.29		866,381.95
505,878.50		1,425,033.49
752,699.68		2,155,892.98
4,473,031.59		13,548,060.62
439,058.64		1,281,539.59
6,219,209.99		20,017,849.73
31,720,663.79		78,288,537.14
1,986,955.89		5,940,763.61
2,409,140.50		7,034,248.74
3,773,785.40		10,897,130.69
781,511.68		2,333,605.04
2,260,839.36		6,123,056.69
470,085.34		1,324,212.61
1,162,893.95		2,791,957.87
438,396.56		1,277,855.70
541,618.10		1,573,360.74
1,302,811.14		3,572,740.49
1,602,515.89		4,898,351.98
1,224,442.77		3,515,355.14
1,699,129.36		4,732,713.03
984,008.13		2,937,992.79
261,623.81		777,304.00
159,596.68		469,383.80
309,105.64		910,036.34
1,089,199.57		3,224,303.66
12,297,962.92		34,645,403.96
244,767.39		766,345.40
604,704.69		1,731,605.48
518,283.52		1,576,059.51
999,042.33		3,051,473.28
433,876.45		1,271,056.60
671,118.88		1,831,302.49
980,578.66		2,755,813.38
2,874,477.44		9,666,073.10
324,907.17		978,244.79
138,055.27		430,699.35

NEW YORK LOTTERY 1981 MILLIONAIRES



REPORT 1980-81

1. May 10, 1980	FITZROY KENTISH	BRONX	LOTTO OLYMPIC GAME - Draw VII	\$1,110,660*
2. May 15, 1980	JOSEPH PRZEWLOCKI	SYRACUSE	7-11-21 LOTTO	\$2,000,000
3. May 22, 1980	AGNES JACKMAN	TARRYTOWN	LOTTO	\$1,000,000
4. June 7, 1980	CLYDE MURPHY	BROOKLYN	LOTTO	\$2,274,290*
5. August 9, 1980	MARIO ARIAS	OSSINING	LOTTO	\$1,079,386.70*
6. October 4, 1980	VICTOR CASTILLO	BRONX	LOTTO	\$1,055,949*
7. Nov. 18, 1980	JOANN BESERANY	BROOKLYN	BASEBALL (IG 14)	\$1,000,000
8. Nov. 15, 1980	NANCY VISTO	BROOKLYN	LOTTO	\$1,210,882.20*
9. Dec. 20, 1980	DOROTHY FERGUSON	BROOKLYN	LOTTO	\$1,000,000*
10. Jan. 24, 1981	DOMINICK DESIENA	YONKERS	LOTTO	\$1,393,337.30*
11. Feb. 9, 1981	KAIEMA HARVEY	NEW YORK CITY	DOUBLE MONEY (IG 16)	\$1,000 a week for life with a million dollars guaranteed
12. Feb. 28, 1981	BURTON MICHAELS, Sr.	JAMAICA	LOTTO	\$1,688,756.70*




TOTALS: SALES 1076.1001 REVENUE 1000.1000

**NEW YORK STATE
LOTTERY AID TO EDUCATION
1977-1981**

COUNTY	DISTRIBUTION FOR FY 1980-81	CUMULATIVE DISTRIBUTION 1977-1980
ALBANY	\$1,385,671.96	\$4,226,634.04
ALLEGANY	512,393.65	1,475,996.46
BROOME	1,977,276.50	5,863,065.71
CATTARAUGUS	973,599.29	2,781,092.88
CAYUGA	732,473.15	2,089,675.56
CHAUTAUQUA	1,338,028.31	3,890,093.43
CHEMUNG	813,189.26	2,460,066.94
CHENANGO	627,343.79	1,748,725.25
CLINTON	829,354.73	2,434,490.13
COLUMBIA	405,521.51	1,181,814.96
CORTLAND	427,369.61	1,231,512.67
DELAWARE	336,479.02	1,055,089.69
DUTCHESS	1,764,091.56	5,364,339.29
ERIE	7,172,461.67	22,024,242.69
ESSEX	210,116.92	615,589.16
FRANKLIN	527,869.07	1,510,851.78
FULTON	538,041.00	1,522,848.65
GENESE	577,381.32	1,721,566.37
GREENE	219,961.66	714,438.58
HAMILTON	4,915.00	15,095.00
HERKIMER	713,870.04	1,954,710.57
JEFFERSON	918,976.67	2,591,720.43
LEWIS	313,633.29	866,381.95
LIVINGSTON	505,878.50	1,425,033.49
MADISON	752,699.68	2,155,892.98
MONROE	4,473,031.59	13,548,060.62
MONTGOMERY	439,058.64	1,281,539.59
NASSAU	6,219,209.99	20,017,849.73
NEW YORK CITY	31,720,663.79	78,288,537.14
NIAGARA	1,986,955.89	5,940,763.61
ONEIDA	2,409,140.50	7,034,248.74
ONONDAGA	3,773,785.40	10,897,130.69
ONTARIO	781,511.68	2,333,605.04
ORANGE	2,260,839.36	6,123,056.69
ORLEANS	470,085.34	1,324,212.61
OSWEGO	1,162,893.95	2,791,957.87
OTSEGO	438,396.56	1,277,855.70
PUTNAM	541,618.10	1,573,360.74
PUTNLSLAER	1,302,811.14	3,572,740.49
ROCKLAND	1,602,515.89	4,898,351.98
ST. LAWRENCE	1,224,442.77	3,515,355.14
SARATOGA	1,699,129.36	4,732,713.03
SCHENECTADY	984,008.13	2,937,992.79
SCHOHARIE	261,623.81	777,304.00
SCHUYLER	159,596.68	469,383.80
SENECA	309,105.64	910,036.34
STEUBEN	1,089,199.57	3,224,303.66
SUFFOLK	12,297,962.92	34,645,403.96
SULLIVAN	244,767.39	766,345.40
TIOGA	604,704.69	1,731,605.48
TOMPKINS	518,283.52	1,576,059.51
ULSTER	999,042.33	3,051,473.28
WARREN	433,876.45	1,271,056.60
WASHINGTON	671,118.88	1,831,302.49
WAYNE	980,578.66	2,755,813.38
WESTCHESTER	2,874,477.44	9,666,073.10
WYOMING	324,907.17	978,244.79
YATES	138,055.27	430,699.35

**1980 NEW YORK
LOTTERY 1981
MILLIONAIRES**

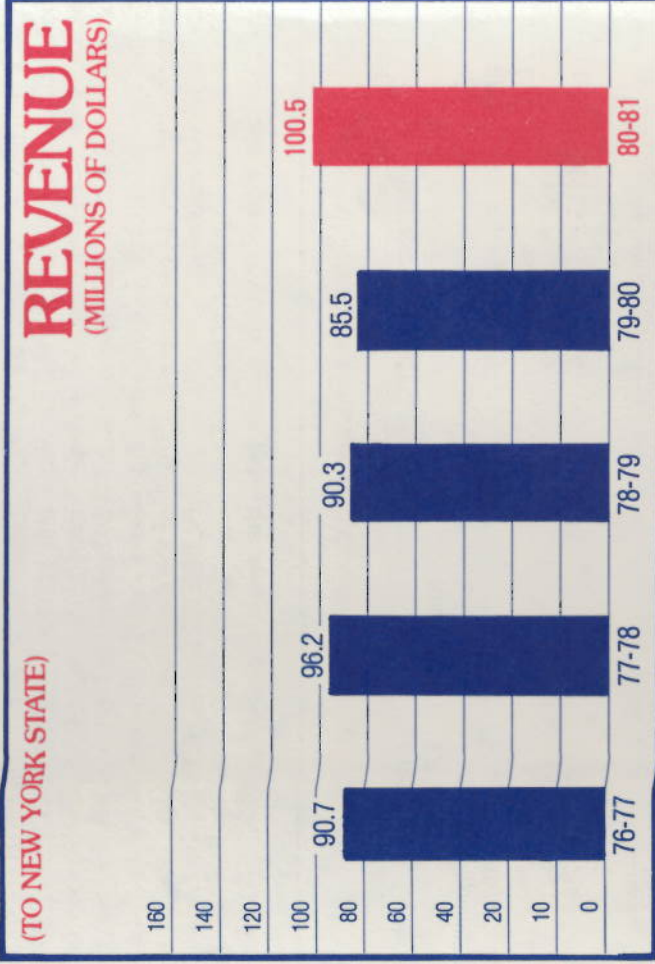
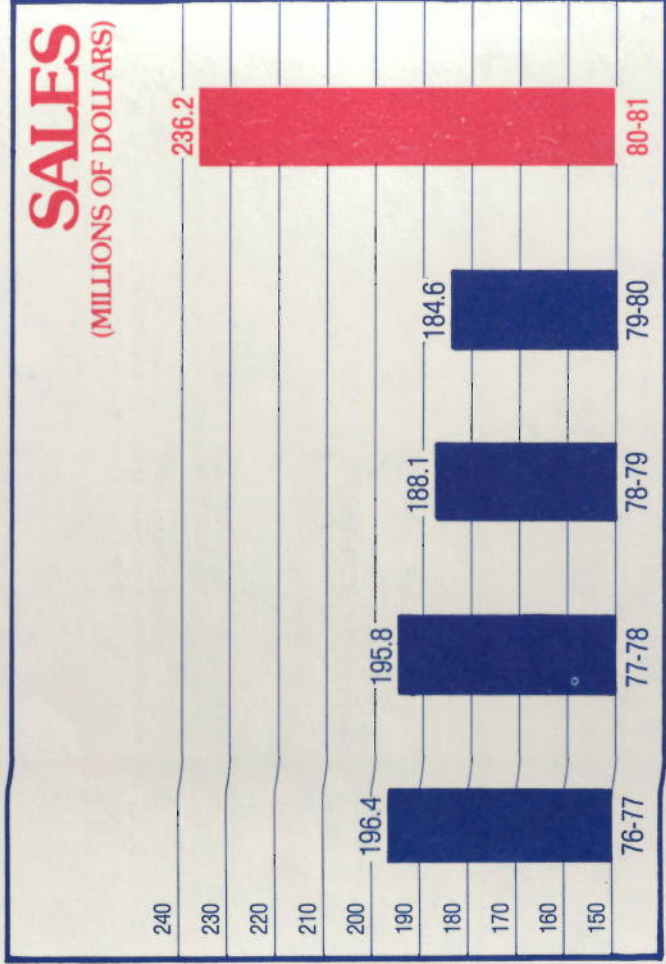


1. May 10, 1980	FITZROY KENTISH	BRONX	LOTTO	\$1,110,660*
2. May 15, 1980	JOSEPH PRZEWLOCKI	SYRACUSE	OLYMPIC GAME —Draw VII	\$2,000,000
3. May 22, 1980	AGNES JACKMAN	TARRYTOWN	7-11-21	\$1,000,000
4. June 7, 1980	CLYDE MURPHY	BROOKLYN	LOTTO	\$2,274,290*
5. August 9, 1980	MARIO ARIAS	OSSINING	LOTTO	\$1,079,386.70*
6. October 4, 1980	VICTOR CASTILLO	BRONX	LOTTO	\$1,055,949*
7. Nov. 18, 1980	JOANN BESERANY	BROOKLYN	BASEBALL (IG 14)	\$1,000,000
8. Nov. 15, 1980	NANCY VISTO	BROOKLYN	LOTTO	\$1,210,882.20*
9. Dec. 20, 1980	DOROTHY FERGUSON	BROOKLYN	LOTTO	\$1,000,000*
10. Jan. 24, 1981	DOMINICK DESIENA	YONKERS	LOTTO	\$1,393,337.30*
11. Feb. 9, 1981	KAIEMA HARVEY	NEW YORK CITY	DOUBLE MONEY (IG 16)	\$1,000 a week for life with a million dollars guaranteed
12. Feb. 28, 1981	BURTON MICHAELS, Sr.	JAMAICA (Queens)	LOTTO	\$1,688,756.70*

*includes annuity interest



**REPORT
1980-81**




TOTALS:
1976-1981 SALES 1001.1
REVENUE 463.2



**NEW YORK STATE
LOTTERY AID TO EDUCATION
1977-1981**

COUNTY	DISTRIBUTION FOR FY 1980-81	CUMULATIVE DISTRIBUTION 1977-1980
ALBANY	\$1,385,671.96	\$4,226,634.04
ALLEGANY	512,393.65	1,475,996.46
BROOME	1,977,276.50	5,863,065.71
CATTARAUGUS	973,599.29	2,781,092.88
CAYUGA	732,473.15	2,089,675.56
CHAUTAUQUA	1,338,028.31	3,890,093.43
CHEMUNG	813,189.26	2,460,066.94
CHENANGO	627,343.79	1,748,725.25
CLINTON	829,354.73	2,434,490.13
COLUMBIA	405,521.51	1,181,814.96
CORTLAND	427,369.61	1,231,512.67
DELAWARE	336,479.02	1,055,089.69
DUTCHESS	1,764,091.56	5,364,339.29
ERIE	7,172,461.67	22,024,242.69
ESSEX	210,116.92	615,589.16
FRANKLIN	527,869.07	1,510,851.78
FULTON	538,041.00	1,522,848.65
GENESEE	577,381.32	1,721,566.37
GREENE	219,961.66	714,438.58
HAMILTON	4,915.00	15,095.00
HERKIMER	713,870.04	1,954,710.57
JEFFERSON	918,976.67	2,591,720.43
LEWIS	313,633.29	866,381.95
LIVINGSTON	505,878.50	1,425,033.49
MADISON	752,699.68	2,155,892.98
MONROE	4,473,031.59	13,548,060.62
MONTGOMERY	439,058.64	1,281,539.59
NASSAU	6,219,209.99	20,017,849.73
NEW YORK CITY	31,720,663.79	78,288,537.14
NIAGARA	1,986,955.89	5,940,763.61
ONEIDA	2,409,140.50	7,034,248.74
ONONDAGA	3,773,785.40	10,897,130.69
ONTARIO	781,511.68	2,333,605.04
ORANGE	2,260,839.36	6,123,056.69
ORLEANS	470,085.34	1,324,212.61
OSWEGO	1,162,893.95	2,791,957.87
OTSEGO	438,396.56	1,277,855.70
PUTNAM	541,618.10	1,573,360.74
RENSSELAER	1,302,811.14	3,572,740.49
ROCKLAND	1,602,515.89	4,898,351.98
ST. LAWRENCE	1,224,442.77	3,515,355.14
SARATOGA	1,699,129.36	4,732,713.03
SCHENECTADY	984,008.13	2,937,992.79
SCHOHARIE	261,623.81	777,304.00
SCHUYLER	159,596.68	469,383.80
SENECA	309,105.64	910,036.34
STEUBEN	1,089,199.57	3,224,303.66
SUFFOLK	12,297,962.92	34,645,403.96
SULLIVAN	244,767.39	766,345.40
TIOGA	604,704.69	1,731,605.48
TOMPKINS	518,283.52	1,576,059.51
ULSTER	999,042.33	3,051,473.28
WARREN	433,876.45	1,271,056.60
WASHINGTON	671,118.88	1,831,302.49
WAYNE	980,578.66	2,755,813.38
WESTCHESTER	2,874,477.44	9,666,073.10
WYOMING	324,907.17	978,244.79
YATES	138,055.27	430,699.35

**1980 NEW YORK
LOTTERY 1981
MILLIONAIRES**

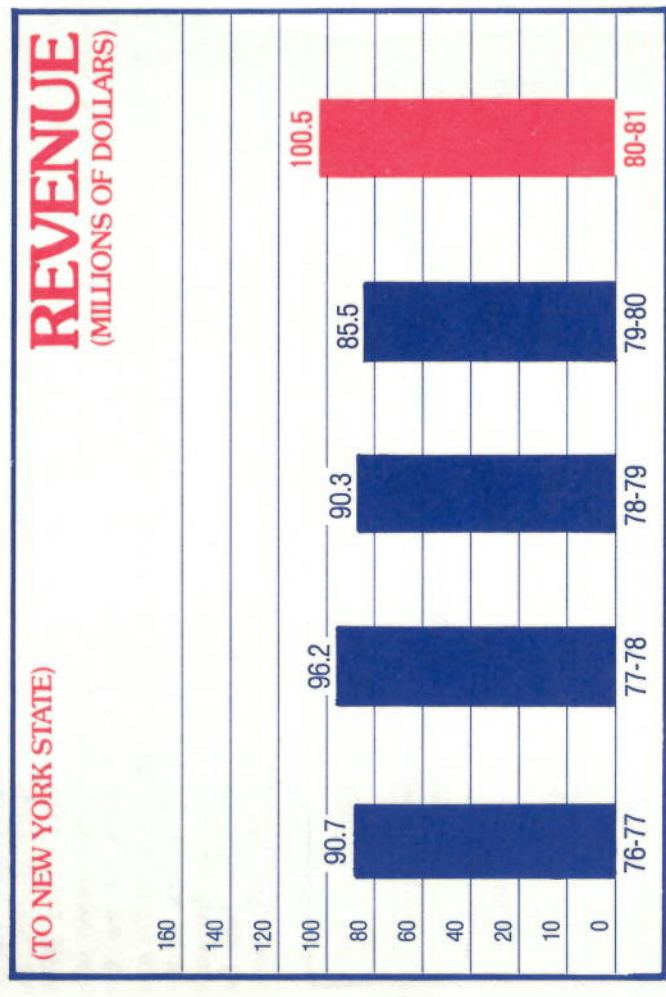
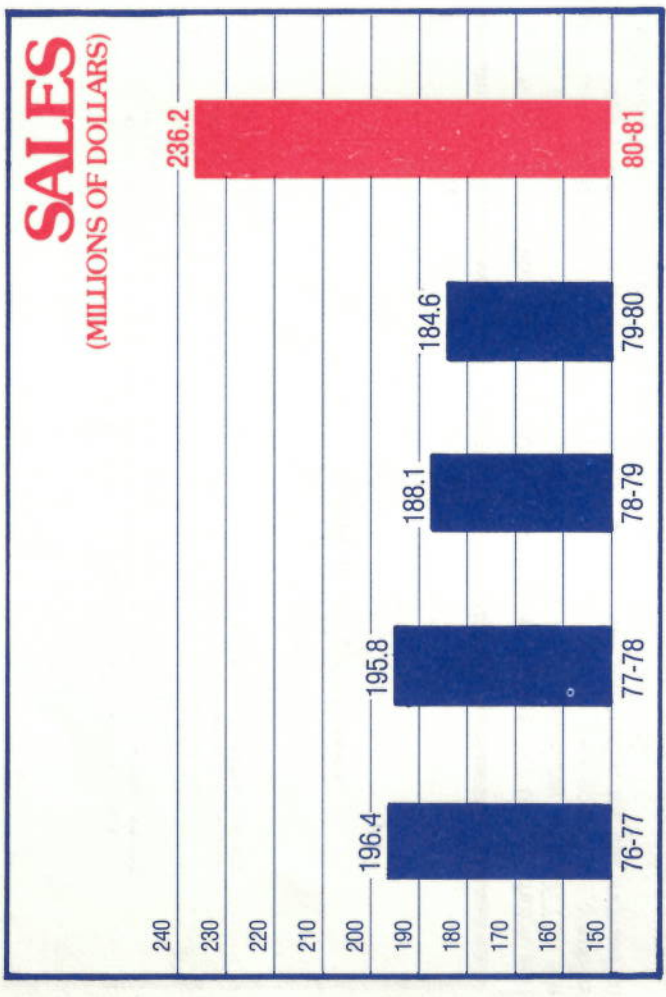


1. May 10, 1980	FITZROY KENTISH	BRONX	LOTTO	\$1,110,660*
2. May 15, 1980	JOSEPH PRZEWLOCKI	SYRACUSE	OLYMPIC GAME —Draw VII	\$2,000,000
3. May 22, 1980	AGNES JACKMAN	TARRYTOWN	7-11-21	\$1,000,000
4. June 7, 1980	CLYDE MURPHY	BROOKLYN	LOTTO	\$2,274,290*
5. August 9, 1980	MARIO ARIAS	OSSINING	LOTTO	\$1,079,386.70*
6. October 4, 1980	VICTOR CASTILLO	BRONX	LOTTO	\$1,055,949*
7. Nov. 18, 1980	JOANN BESERANY	BROOKLYN	BASEBALL (IG 14)	\$1,000,000
8. Nov. 15, 1980	NANCY VISTO	BROOKLYN	LOTTO	\$1,210,882.20*
9. Dec. 20, 1980	DOROTHY FERGUSON	BROOKLYN	LOTTO	\$1,000,000*
10. Jan. 24, 1981	DOMINICK DESIENA	YONKERS	LOTTO	\$1,393,337.30*
11. Feb. 9, 1981	KAIEMA HARVEY	NEW YORK CITY	DOUBLE MONEY (IG 16)	\$1,000 a week for life with a million dollars guaranteed
12. Feb. 28, 1981	BURTON MICHAELS, Sr.	JAMAICA (Queens)	LOTTO	\$1,688,756.70*

*includes annuity interest



**REPORT
1980-81**



TOTALS:
1976-1981 SALES 1001.1
REVENUE 463.2





The New York State Lottery

SWAN STREET BUILDING
EMPIRE STATE PLAZA
ALBANY, NEW YORK 12223

JOHN D. QUINN
DIRECTOR

December 14, 1981

The Honorable James H. Tully, Jr.
Commissioner, New York State Department of Taxation
and Finance
Executive Bureau
State Campus
Tax & Finance Building
Albany, New York 12227

Dear Commissioner Tully:

In accordance with the provisions of subdivision c of section 1604
of the tax law, I am pleased to submit herewith a copy of the annual report
of the Division of the Lottery for fiscal year 1980-81.

The information in this report will provide the "summary of Lottery
revenues, prize disbursements and other expenses," for fiscal year 1980-81
required in your report to the Governor and Legislature as specified in the
above statute.

Sincerely,

John D. Quinn
Director

Sales of \$236.2 million in Fiscal 1980-81,
up by 27.9 percent from the previous year;
the increasing popularity of LOTTO, the
Lottery's weekly pick-your-own numbers
game, were responsible for the increase in
sales in Fiscal 1980-81.

NEW YORK'S NUMBERS went on sale on
September 2, 1980. By March 31, 1981, the
end of Fiscal 1980-81, sales totaled \$65.4
million. The NUMBERS, which began with
547 automated ticket sellers for the first
week, had 1,048 agents on-line by the end
of the fiscal year. Total on-line bets, for the
NUMBERS and LOTTO, for the first week
were \$810,827.50. Total on-line bets for
the week ending March 28, 1981, were

As a result, revenues realized for the sup-
port of education in Fiscal 1980-81 also
peaked at a new all-time high for a single
year of \$100.5 million. Total revenues raised
by the New York State Lottery since the
resumption of sales on September 8, 1976,
reached \$463.2 million.

The introduction of NEW YORK'S NUM-
BERS, a daily lottery in which players bet

NEW YORK LOTTERY SALES (MILLIONS OF DOLLARS)

Table with 5 columns: INSTANT, WEEKLY, OLYMPIC, DAILY NUMBERS, LOTTO/KENO, TOTAL. Rows for fiscal years 76/77, 77/78, 78/79, 79/80, 80/81, and a TOTAL row.

REVENUE FOR NEW YORK STATE (MILLIONS OF DOLLARS)

Table with 4 columns: USED TO BALANCE STATE BUDGET, USED FOR WINTER OLYMPIC TRUST FUND, USED FOR SUPPORT OF EDUCATION, TOTAL. Rows for fiscal years 76/77, 77/78, 78/79, 79/80, 80/81, and a TOTAL row.

\$3,554,173. The NUMBERS paid out more
than \$29 million in prizes to its players,
averaging nearly \$1 million a week.



LOTTO sales of \$77.9 million in Fiscal 1980-
1981 were up \$28.7 million, or 58 percent,
from the previous year's \$49.2 million.

The Instant Game, in which players rub
off covered boxes to determine if they have
won, remained a staple of the Lottery game
offerings, although it showed a decline, to
\$92.9 million, in Fiscal Year 1980-81, from
\$118.2 million the year before.

In Fiscal 1980-81, five new Instant games
were introduced: WINNING HAND II,
BASEBALL, III, GOLD MINE, DOUBLE
MONEY and POT O'GOLD.

As of March 31, 1981, the New York Lot-
tery had awarded cash prizes and free tickets
valued at more than \$450 million to more
than 125 million winners. Cash prizes ranged
from one dollar to the largest lottery prize
to that date of \$2,274,290, won in LOTTO
by Clyde Murphy of Brooklyn in June, 1980.

The Lottery made 12 new "millionaires"
in Fiscal 1980-81, bringing to 45 the number
of persons who have won a million dollars
or more in a single prize since September,
1976. The names and photographs of these
new "millionaires" are included on the back
page of this report.

From September, 1976, to March 31, 1981,
more than \$60 million was paid to small
businessmen throughout the State. This is
the 6 percent commission paid to Lottery
agents for their efforts in selling Lottery
tickets. More than \$15 million was paid in

this period to banks and Lottery distributors
as distribution fees for Lottery tickets. At the
same time, hundreds of jobs were created
in the private sector in New York. These
included sales and accounting personnel
hired by Lottery Distributors, marketing and
sales collection forces, clerical and data pro-
cessing personnel hired by contractors, etc.
Real estate fees and telephone line charges
for the automated ticket sales system added
millions more to the New York economy.



Lottery Director John D. Quinn introduces the NEW YORK
NUMBERS on television, preceding the historic first drawing
of a daily winning Lottery number on September 2, 1980,
over WNEW (Channel 5) New York City.

Deloitte
Haskins & Sells

Deloitte Haskins & Sells
100 West Wall Street
New York, New York 10038
Telephone: (212) 850-7000

AUDITORS' OPINION

The New York State Lottery:
We have examined the balance sheet of the New York State
Lottery as of March 31, 1981, and the statements of revenue
and revenue allocations of the New York State Lottery for
the fiscal years ended March 31, 1981 and 1980. Our
examinations were made in accordance with generally accepted
auditing standards and, accordingly, included such tests of
the accounting records and such other auditing procedures as
we considered necessary in the circumstances.

In our opinion, such financial statements present fairly the
financial position of the Lottery as of March 31, 1981, and
the results of its operations for the years ended March 31,
1981 and 1980, in conformity with generally accepted account-
ing principles applied on a consistent basis.

Deloitte Haskins & Sells

September 29, 1981

NEW YORK STATE LOTTERY

STATEMENTS OF REVENUE AND REVENUE ALLOCATIONS
FOR THE FISCAL YEARS ENDED MARCH 31, 1981 AND 1980

Table with 3 columns: NOTES, 1981, 1980. Rows include REVENUE (Lottery ticket sales, Instant Game Eight, etc.), NET REVENUE FROM LOTTERY OPERATIONS, and REVENUE ALLOCATIONS (Lottery prizes paid, Less prize payments for games closed, etc.).

Table with 3 columns: NOTES, 1981, 1980. Rows include REVENUE ALLOCATIONS (Lottery prizes paid, Less prize payments for games closed, etc.), and TOTAL REVENUE ALLOCATIONS.

See notes to financial statements.*
(*The complete notes on the financial statements are on file at the New York State Lottery offices in Albany and are
available for public inspection.)